


# Product Range Mobility solutions



# Contents

## ABOUT KLEEMANN

Mission	3
Innovation	6
Brand values	7
Corporate pillars	8

## SERVICES & TOOLS

KLEEMANN Hub	12
KLEEMANN Portal	14
KLEEMANN E-shop	16
KLEEMANN Academy	17
KLEEMANN Design	18
Design your Lift	20
After Sales Service	22

## FEATURES & UPGRADES

KLEEMANN Live	26
Eco- friendly lifts	28
Hygiene Line	30
Anti – Vandal	32
Earthquake Resistant	32
Destination Control System	33
Firefighting	33

## PRODUCTS

### Elevators

Passenger lifts	
City 100	36
City 300	38
FlexyLIFT R	40
Atlas Basic	42
Atlas RPH R	44
Atlas Gigas R	46
HRS	48

### Homelifts

Maison100 E	50
Maison100 H	52
Maison200 H	54

### Freight lifts

Hydraulic	56
Atlas Super Gigas	58

### Comparative technical chart

## Modernization solutions 63

### Accessibility solutions

FreeSTAIR with seat	68
FreeSTAIR for wheelchair	70
Vertiplat200	72

### Escalators & Moving walks

Escalators	76
KEC Commercial	76
KEH Heavy Duty	

### Moving walks

KTC Commercial	77
KTH Commercial	77
KTW Heavy Duty	77

### Parking Systems

Car lifting systems	
KTS 2200	80
KTS 3000	80

### Scissor lift platforms

Single Scissor Platform	81
Double Scissor Platform	81

### Vehicle Turntable

Vehicle Turntable	82
-------------------	----

### Parking systems

UN_1+1	83
Hydro Park 1127	83
Hydro Park 1123	83
Hydro Park TPTP-2	83

### Puzzle parking systems

BDP-2	84
-------	----

### Independent Parking Systems

UN_LPS	85
UN_OPS	85
Starke 2127	85
Starke 2227	85

### Marine solutions

Passenger Elevators	88
Crew Elevators	89





## A world of motion where everything is possible

Since day one, back in 1983, our core aim has been clear. To create, together with our partners, a better mobility experience for people, through lifts that excel in safety, technology, innovation, efficiency and aesthetics. Today **KLEEMANN** is amongst the most important lift manufacturers in European and global markets, with products and applications that range from residential and commercial lift systems for persons or freight, to escalators, moving walks, accessibility solutions, marine lifts and lift components.

# More than just lifts

Think of life as a powerful force for evolution. Lifts not only move people and freight to the next floor. They are actually moving life, taking part in all its social and economic aspects.

Life-space mobility has transformed, and moving with ease and safety inside buildings has become more important than ever.

KLEEMANN products are the yield of distilled experience and compact knowledge of how people move and interact. Going beyond nuts and bolts and in the era of digital transformation and sustainability, KLEEMANN lifts are spaces that merge the physical aspect of life with the digital factor. Contemporary solutions that serve and facilitate current life and lead it to the future.



<p>WIDEST PRODUCT RANGE IN THE WORLD</p> 	<p>EXPERTS IN SPECIAL PROJECTS</p> 
<p>WORLD CLASS DESIGN</p> 	<p>RECORD FAST DELIVERY FOR STANDARD PRODUCTS</p> 



# The spirit of innovation

Innovation is key to every KLEEMANN operation, from engineering and technologies, to creating smart and digital tools. Over time, the company has invested in state-of-the-art testing towers and in the integration of IoT and energy saving technologies, production automation and new digital processes.



KLEEMANN China testing tower

# Inspiring values

KLEEMANN's values are deeply integrated into the company's activities, influencing both its management model and the full scope of its operations.

### Safety

We take all necessary measures to ensure the health and safety of our personnel, customers and users when using our products and within our premises.

### Trust

We do what we say and we say what we do. We place trust in our people and their abilities. At KLEEMANN, we are a united front. We are all aligned with each other and with our vision.

### Passion for People

The well-being of our colleagues and customers is of utmost importance to us. We invest in the strength of the bond between the company and its personnel. We are truly passionate about what we do and we strive to create opportunities for personal and professional development for all.

### Breakthrough Culture

Innovation, growth, development and improvement are all vital to our business model. We set high goals, we commit to them, we take risks and we determinedly turn any opportunity into a learning experience. We are not afraid to fail.

## Certified Quality

The high and consistent quality of KLEEMANN production processes, products and services is a non-negotiable commitment. At KLEEMANN, we implement a complete Quality Assurance System that meets all safety and quality standards and exceeds typical requirements. We apply more than 80 internal procedures and comply with:


- |   |  |   |
|---|--|---|
| EN ISO 9001: 2015<br>Quality Management System                    | EN ISO 10002: 2014<br>Quality Management - Customer Satisfaction       | EN ISO 14001: 2015<br>Environmental Management System |
| EN 1090-1: 2009 + A1: 2011<br>Steel and Aluminum Structure (sets) | EN ISO 45001: 2018<br>Occupational Health and Safety Management System | EN ISO 14006: 2020<br>Eco design standard             |

## People at the heart



Seeing and understanding human activity, makes KLEEMANN create solutions based on real wants and actual needs. This dedication to excellence in the service of people, is reflected in all decisions and initiatives.

Strong focus on values such as trust, responsibility and loyalty towards employees, customers, users and business partners, has been recognised by the industry through various awards related to corporate value, coaching, customer service, Health & Safety and Best Workplaces.



## Sustainable growth

At KLEEMANN, responsible behaviour is a strong commitment for us. Sustainability is an integral part of our culture. We are fully aware of our broader role in society and the environment, extending beyond the limits of our operations. We ensure sustainable manufacturing, reducing our energy footprint and carbon emissions and producing eco-friendly products.



## Flexibility & custom solutions

The focus on being flexible and agile, makes KLEEMANN easily adjustable to any type of needs and requirements. Any scale project around the world can be served with pre-engineered or fully customized solutions that target to a superior vertical mobility experience.



## Effortless customer experience

With experience, know-how and real dedication in understanding customer needs, KLEEMANN is offering a carefree customer journey. Business is easier with KLEEMANN.





# Services & Tools

---

KLEEMANN Hub  
KLEEMANN Portal  
KLEEMANN E-shop  
KLEEMANN Academy  
KLEEMANN Design  
Design your Lift  
After Sales Service



# KLEEMANN Hub


One operation center for all KLEEMANN digital tools. Offering quick access, the Hub is a **user-friendly connection space**, easy to navigate and control, with customizable environment and clean-cut design. KLEEMANN Hub will become your daily routine.

## Features & Advantages

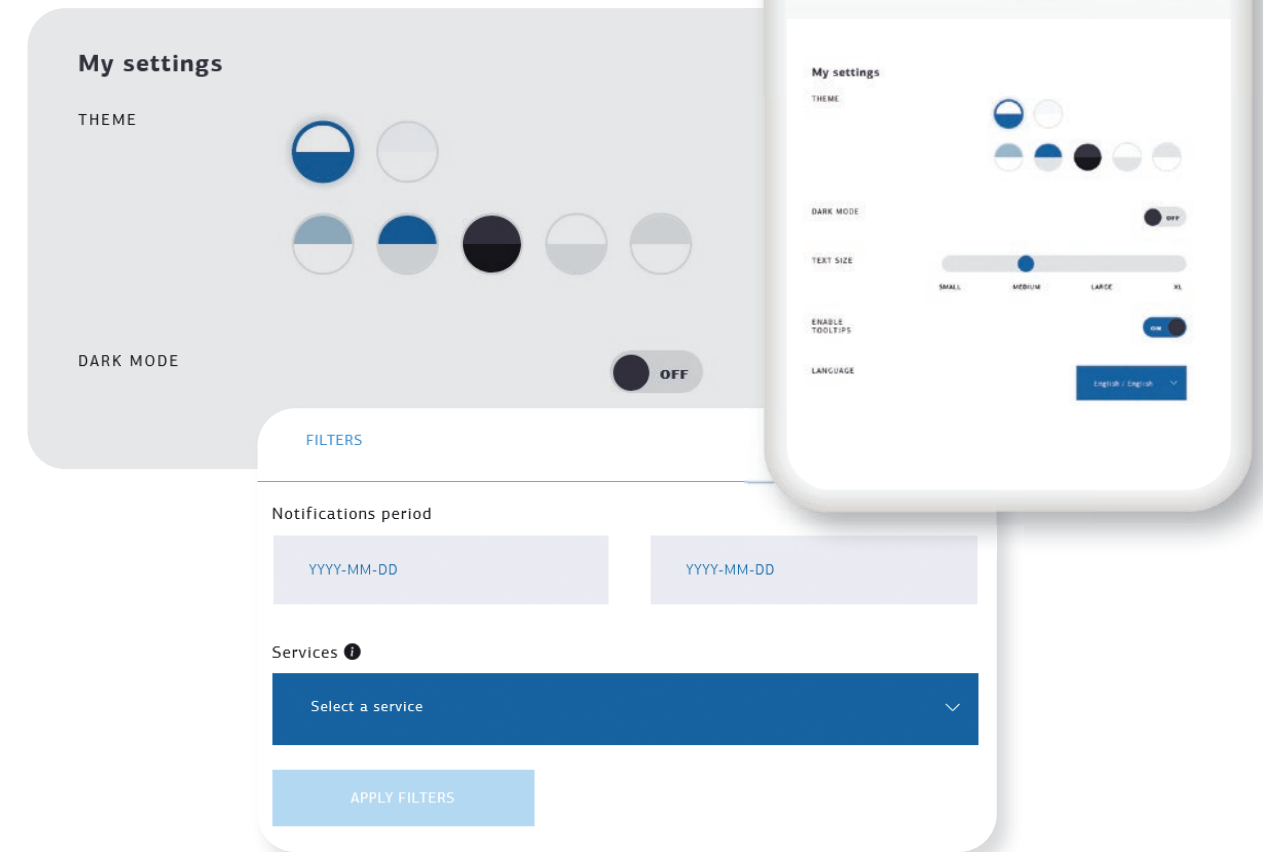
- All our digital tools in one space:  
KLEEMANN Portal  
KLEEMANN Live  
KLEEMANN Academy  
KLEEMANN E-shop  
KLEEMANN Library  
Design you Lift
- Easy to navigate
- Customizable environment
- Always updated about news & features
- Special promos, available only for KLEEMANN Hub users
- Flexible users' profile management

## How to

Go to [www.hub.kleemannlifts.com](http://www.hub.kleemannlifts.com)  
Subscribe and login to a protected environment



Learn more



## Easy to navigate

### Smooth UI

- Clear – cut dashboard design
- Minimal

### Customizable design

- 7 available theme options
- 4 text size options
- 8 languages (EN, GR, DE, FR, RU, CN, PL, SP)

## Easy to manage

- Autonomous management of your company's users by your admin
- Easy addition/removal of users
- Simple users' profile management
- Users' access to KLEEMANN tools managed by your admin

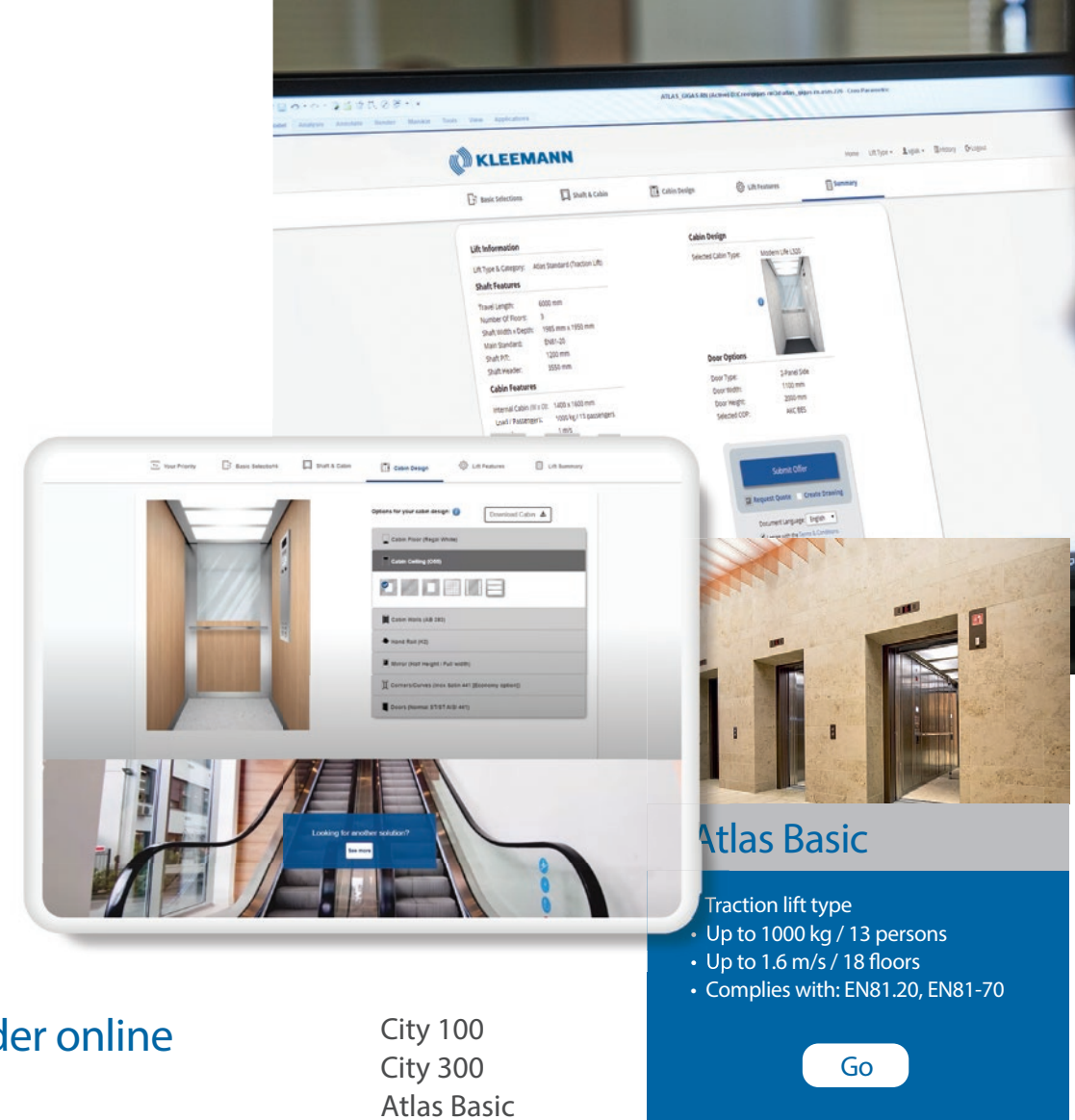
### Notifications

View notifications or promos by Date or by App



# KLEEMANN Portal

Designed and developed for maximum ease, KLEEMANN Portal is **an innovative online tool** that allows you to quickly and easily create detailed designs, view changes in real time, receive quotes and order lifts tailored to any project in just a few minutes



## Highlights & Features

All popular KLEEMANN products available, online, at the best price

### Highlights

- Offer available in 5 minutes
- Planning data available in 10 minutes
- Online order
- Upgraded user experience
- Fast delivery time

### Features

- Detailed designs and quotes
- Integrated cabin design options. Real-time changes.
- Optimum solutions for the given dimensions of the shaft
- Realistic 3D plans and views. Real-time changes.
- Auto correction
- Installation plans generated by the KLEEMANN Portal
- Responsive web design
- Offer request for products that are not available for order through enquiry forms

## Order online

- City 100
- City 300
- Atlas Basic
- Atlas Gigas R
- Atlas RPH R
- FlexyLIFT R
- Maison100 H
- Maison100 E
- Maison200 H

Go

## Contact your sales representative

to get access from your desktop, tablet or mobile device



KLEEMANN  
Tools & Downloads



# KLEEMANN E-shop

A quick and easy tool to upgrade the ordering process for spare parts. It serves inquiries for orders supplied by KLEEMANN and for stock orders through a wide available range.

## Features & Advantages

- Quick & easy ordering
- Fast service via simple procedures
- Instant updating about the order status
- View the contents of your previous orders and order the available equipment on the e-shop, through the KL order section.
- Order manufacturing equipment for your original order
- Visit the SPECIAL INQUIRY section also for any spare parts, not listed in the E-shop

## How to

Go to [www.eshop.kleemannlifts.com](http://www.eshop.kleemannlifts.com) and register to access the E-shop



KLEEMANN  
Tools & Downloads

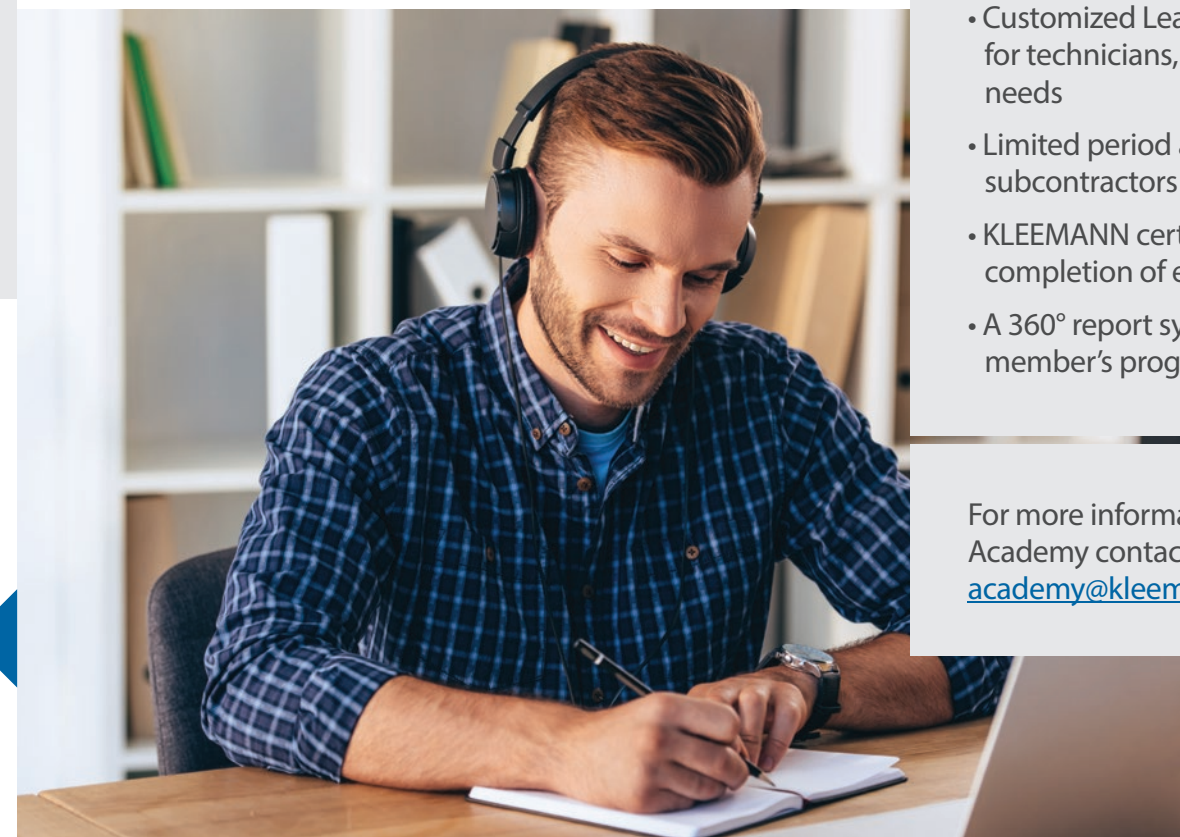


# KLEEMANN Academy

KLEEMANN Academy is an online education platform for lift technicians, designed to remotely offer training on KLEEMANN lifts. By joining the KLEEMANN Academy, the visitor gains access to easy, useful, educational content, takes part in virtual events and upgrades knowledge on the KLEEMANN world of lifts.

## Getting the knowledge, remotely

- Live webinars
- Educational material
- Live events on product installation
- Self-paced, downloadable lessons
- Email notifications concerning new courses
- Constant update on any technical changes & training priority
- Customized Learning Path creation for technicians, according to specific needs
- Limited period accounts for subcontractors
- KLEEMANN certification with the completion of each lesson
- A 360° report system on each team member's progress



For more information on KLEEMANN Academy contact: [academy@kleemannlifts.com](mailto:academy@kleemannlifts.com)



# KLEEMANN Design

Design is for people. Every project KLEEMANN undertakes, is an opportunity to provide solutions of aesthetic excellence, covering all engineering prerequisites, adapting to regulations and taking the best out of any apparent restriction.

## Creative power

Design has to integrate reality, foresee tomorrow and create an elevated user experience. Rather than thinking of an elevator as a box that moves, we see it as an active social space in a building, that is used and lived by people.



Industrial designer Andreas Zapatinas joined the creative forces of KLEEMANN in 2007 and new technical and aesthetic solutions have been explored. Since then, the experienced KLEEMANN Design Team has build on these fundamental ideas taking KLEEMANN lifts to the next level.



## KLEEMANN Design Services

A special Design Team serves as the creative force behind the development of lifts for any challenging project. Our designers combine solution-oriented design with a service-driven approach, delivering:

- High quality virtual proposals
- Digital animation of your project
- Architectural design assistance directly with you
- Architectural assistance to determine materials
- On site visit



## Custom solutions

KLEEMANN enjoys a favorable worldwide reputation for its customized design expertise. KLEEMANN offers pre-engineered or fully-customized elevators, to perfectly fit in each and every project. Being vertically integrated, KLEEMANN designs and manufactures lifts, in a way that enhances its expertise and flexibility to respond reliably, quickly, precisely, and cost effectively to your specifications.

## How to

Contact our Design Team and discover more about our custom services and numerous creative options to realize your vision at [design@kleemannlifts.com](mailto:design@kleemannlifts.com)



## Design your Lift

Create and view in real time, the look and feel of the cabin just the way you want it to be incorporated into your concept design, with KLEEMANN **Design your Lift**.

KLEEMANN **Design your Lift** is an innovative tool that brings your designs to life with 3D modeling. Combine materials making your selection from a wide range of options such as walls, ceilings and floors. View your creation and share or download it, quickly and effortlessly!

### Design your Lift in 3 easy steps

#### Step 1

Enter [www.designyourlift.com](http://www.designyourlift.com)

#### Step 2

Select materials from the full range available for Purity cabins

#### Step 3

Download or share your personalized cabin design



Free your imagination and realize your vision





## KLEEMANN After Sales Service

To ensure that designing, ordering, receiving and maintaining products is as stress-free and effortless as possible, KLEEMANN provides dedicated service teams that offer additional **support and guidance at every stage.**

- 24/7 support in 9 languages
- Detailed technical manuals & illustrations
- Lift Tester app to test performance on site
- KLEEMANN Live system
- KLEEMANN E-shop for 24/7 spare parts orders
- Network of local spare parts warehouses on strategic map locations
- Quick & efficient delivery system
- Field visit available upon request
- Service team available to support 1<sup>st</sup> KLEEMANN installation on site
- Troubleshooting webinars

## Lift Tester App



KLEEMANN Lift Tester is an app that uses the sensors on iOS and Android devices, along with special algorithms, to measure key factors like acceleration, speed, jerk, distance, and noise, helping you assess the quality of a lift ride. It works with all measurement systems and tells you if the lift meets the required performance standards.

In case of deviations, request expert consultation from KLEEMANN Team by filling out a simple form within the app.

KLEEMANN  
Tools & Downloads





# Features & Upgrades

---

KLEEMANN Live  
Eco- friendly lifts  
Hygiene Line  
Anti – Vandal  
Earthquake Resistant  
Destination Control System  
Firefighting

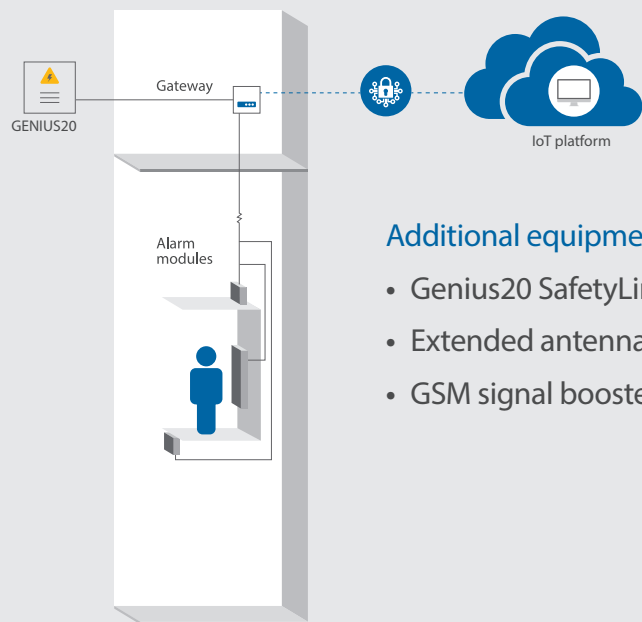


# KLEEMANN Live

Take full control of your lift operations 24/7 through a comprehensive solution that enhances elevator management with remote monitoring, preventive maintenance and real-time data insights & statistics. Improve efficiency, reduce costs and ensure peace of mind for you and your customers.

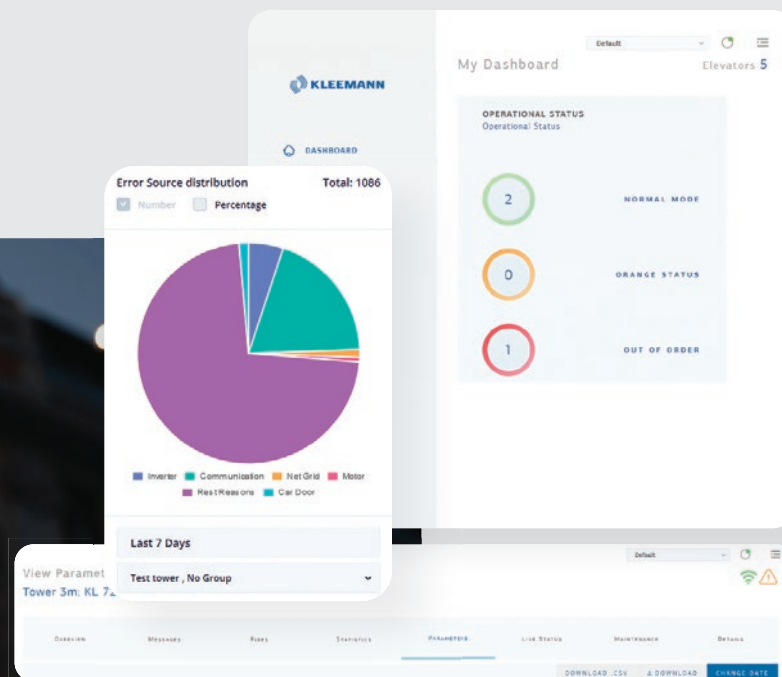
## Solution details

- Integrated with Genius20 control panel
- Plug & connect hardware (IoT Gateway)
- Wifi/Ethernet & GSM connectivity
- SIM card included with data and voice plans
- Flexible subscription plans (web & smart device access)



### Additional equipment

- Genius20 SafetyLine auto-dialer
- Extended antenna with cable
- GSM signal booster



## Easy remote access

- Monitor the current elevator status
- Receive real-time notifications for events & errors
- Get suggestive actions for preventive alerts
- View, Edit & Compare Genius20 Controller Parameters
- Inspect rides quality & statistics insights
- Reset safely & remotely non-critical errors

## Benefits

### SAVE TIME & MONEY

- Reduce on-site visits and shorten their duration
- Minimize downtime and resolve issues remotely when possible
- Provide preventive support to extend equipment lifespan

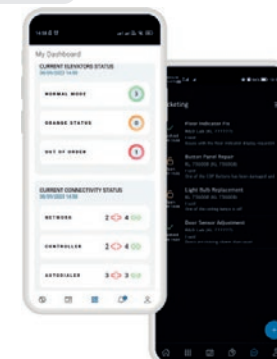
### GROW YOUR BUSINESS

- Expand and support more contracts with the same team
- Offer flexible solutions to your customers and increase satisfaction
- Build trust and elevate your professional image through innovation

### POWER UP YOUR PERFORMANCE

- Strengthen team collaboration and optimize resource planning
- Demonstrate professionalism and accountability
- Enhance technical capabilities and service delivery

## Mobile & Tablet Apps



### LIFT CONTROL PRO

Elevate Maintenance Efficiency: Download the app, connect and manage elevators anywhere anytime with Lift Control Pro, a user-friendly smart device application that allows you to use the majority of KLEEMANN Live functions.

### LIFT CONTROL

Offer to your customers (facility managers, building owners, tenants etc.) access to Lift Control, a intuitive smart device application that promotes transparency and demonstrates clear evidence of service effectiveness.



KLEEMANN  
Tools & Downloads

Upgrades  
Eco-friendly lifts



# Eco-friendly lifts

KLEEMANN believes in sustainable development and actively safeguards the right of future generations to inherit a safe, healthy and prosperous environment.

Leveraging on innovative methods from engineering to production, KLEEMANN provides Eco-friendly lifts that feature a range of eco-friendly options.



### REGENERATION OF "CLEAN ENERGY"

Regenerative power through integrated components (Regeneration Drive)

### REDUCTION OF OPERATING COSTS

Standby Mode function and LED lighting for greater energy saving

### REDUCTION OF CO<sub>2</sub> EMISSIONS

Contribution to reduction of CO<sub>2</sub> emissions makes the elevator more environment friendly

### EFFICIENCY IN POWER SUPPLY

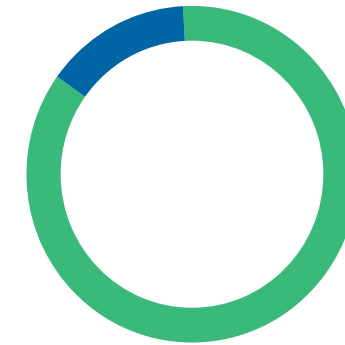
All KLEEMANN traction lifts feature VVVF drive, regulating power supply for energy efficient operation



## At our production processes

97%

waste management practices



ENVIRONMENTAL MANAGEMENT SYSTEM ACCORDING TO

### ISO 14001

GREENHOUSE GASES VERIFICATION STATEMENT ACCORDING TO

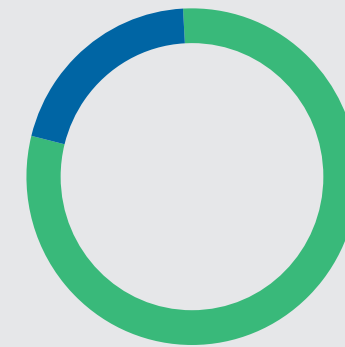
### ISO 14064

Covers the company's facilities in Kilkis, Thessaloniki and Athens (factories, offices, showrooms, distribution centres and warehouses).

## At our products

75%

More than 75% of the waste from the installation of a KLEEMANN elevator is recyclable.



ECO-DESIGN ACCORDING TO

### ISO 14006

KLEEMANN provides Environmental Fact Sheets for Atlas Basic, Atlas Gigas R, Atlas RPH R (for 450kg and 630kg), FlexyLift R, Maison100 E, HRS MR, Freight cabin and Purity cabins.

Regular assessment on products' full life cycle

Achievement of eco-optimized product design

- Less raw materials
- Less paints
- Less cables

#### Available upon request

- Lift energy efficiency studies according to VDI 4707-1 & ISO 25745-2
- Application of environmental assessment methods for energy analysis BREEAM (UK) / LEED v4 (US)



Upgrades  
Hygiene line



## Hygiene line

Cabin hygiene has always been a key challenge in lift engineering and design. KLEEMANN presents an innovative series of solutions for **safer cabin environment** and extra protection for passengers at all times.

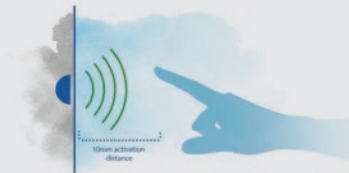
### Air Purifier

A solution for pure uncontaminated air in the cabin, clean of bacteria & viruses



### Touchless buttons

An 100% antibacterial solution that operates by infrared induction which detects the call's activation



### Anti-Bacterial buttons

Blue Line KLH-42R buttons with nano-silver coating, that can provide antibacterial and antifungal protection



Upgrades  
Anti-vandal



## Anti-vandal (EN 81-71)

Anti-Vandal lifts withstand heavy use and abuse, thanks to vandalism resistant materials. Ideal solution for busy public spaces.

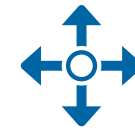
### Advantages

- Designed according to EN 81.71
- Reduced number of incidents and costs of damage repairs
- Robust and of high technology for exceptional ride quality

### How to

To help eliminate any damage caused to lifts in unsupervised settings, we offer a complete product which adheres to Cat 1 and Cat 2 of EN 81-71. For more info go to:  
<https://kleemannlifts.com/product/feature/anti-vandal-lifts>

Upgrades  
Destination  
Control System



## Destination Control System

The Destination Control System increases efficiency in lift operation and exceedingly reduces waiting times in buildings with high traffic density

### Advantages

- Passenger comfort
- Energy saving / Cost reduction
- Flexible configuration
- High efficiency and safety

### How to

Find out everything about DCS at <https://kleemannlifts.com/product/feature/destination-control-system>

Upgrades  
Earthquake  
Resistant



## Earthquake Resistant lifts (EN 81-77)

KLEEMANN is the first in Europe to exclusively introduce a system that turns any hydraulic or traction lift to earthquake resistant

### Advantages

- Seismic sensor for seismic waves detection
- Passenger notification automation
- Special armoring in vital parts
- In compliance with EN 81-77 or ASME A17.1
- Option for upgrading lifts by partial installation
- Smooth operation and reliability

### How to

For more information check:  
[https://www.youtube.com/watch?v=S\\_dcUw5-E6c](https://www.youtube.com/watch?v=S_dcUw5-E6c)  
<https://kleemannlifts.com/product/feature/earthquake-resistant>

Upgrades  
Firefighting



## Firefighting (EN 81-72)

Firefighting lifts are designed to support firefighting efforts in a building, in case of fire or any event of emergency, also allowing firefighters to rescue passengers who may be trapped on upper floors

### Advantages

- Trap doors and ladders for self rescue operations
- Splashing water protection for electrical components in shaft and on car
- Operation according to EN 81-72

### How to

Find out about firefighting elevators (EN 81-72) at <https://kleemannlifts.com/product/feature/firefighting>



# Products

## Elevators



---

### Passenger lifts

City 100  
City 300  
FlexyLIFT R  
Atlas Basic  
Atlas RPH R  
Atlas Gigas R  
HRS

### Homelifts

Maison100 E  
Maison100 H  
Maison200 H

### Freight lifts

Hydraulic  
Atlas Super Gigas

Elevators  
 Passenger lifts  
 City 100

# Passenger City 100

The affordable lift solution which perfectly combines durability and functionality for residential and low-traffic buildings

Type of lift > Traction



## Extra features & upgrades

KLEEMANN LIVE 	KLEEMANN PORTAL 	ECO-FRIENDLY LIFT 	ACCESSIBILITY (EN 81-70) 
-------------------	---------------------	-----------------------	------------------------------

## Recommended uses

Low-traffic & low-rise buildings

## Description & features

City 100 is designed to provide high functionality at the lowest cost without compromising on style, comfort, longevity, or safety. Its pre-engineered design is developed focusing on key performance features, while ensuring the building benefits from both affordability and reliability.



## Technical specifications

Model	City 100
Rated load (Kg)	320- 400- 450- 630-1000
Max travel (m)	21
Max number of stops	8
Max speed (m/s)	1,0
Max persons	13
Max group size	8
Min pit depth (mm)	1000
Min headroom (mm)	3300
Complies with	Lifts directive 2014/33/EU

## Value-driven Engineering

City 100 represents long-term value through its pre-engineered design that combines durability with efficiency. Precisely constructed to endure, it lowers total ownership costs by focusing on key performance features, ensuring your property benefits from both affordability and reliability.

## Eco-friendly design

City 100 with its lightweight structure and sustainable packaging, is a perfect choice for eco-friendly building practices. It uses no welding or painting and also requires less energy to operate than a heavier MRL elevator. Consequently, it enhances the building's green credentials, lowers its carbon footprint, and boosts the whole value of the construction.

## Digital connectivity

City 100 merges the power of cutting-edge digital tools like KLEEMANN Live and Lift Control mobile apps. Take advantage of digital convenience by ordering your City 100 lift exclusively through our online KLEEMANN Portal.



Elevators  
Passenger lifts  
City 300

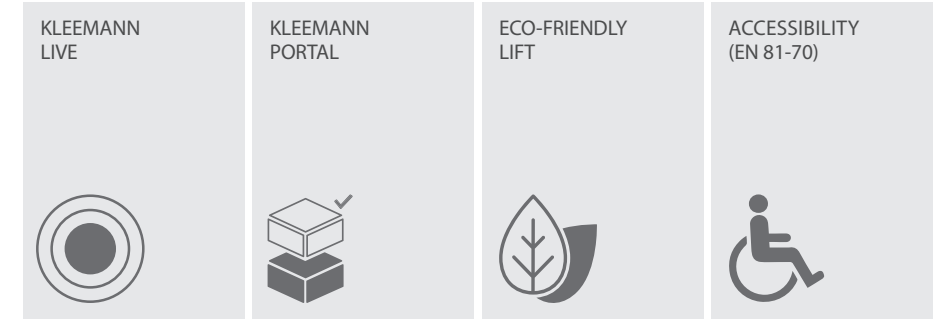
# Passenger City 300

A lift solution with flexibility in design options and minimum space requirements

Type of lift > Traction



## Extra features & upgrades



## Recommended uses

Residential  
Commercial  
Mid traffic & mid-rise buildings

## Description & features

City 300 by KLEEMANN offers optimized shaft efficiency, reclaiming floor space and reducing installation time. Its eco-friendly design and sustainable packaging enhance building sustainability and reduce the carbon footprint. Enjoy versatile comfort with high-quality materials and a smooth ride. Advanced digital connectivity, including KLEEMANN Live and Lift Control Mobile apps, ensures cutting-edge functionality. Choose City 300 for a sustainable lift solution.



## Technical specifications

Model	City 300
Rated load (Kg)	320-1050
Max travel (m)	45
Max number of stops	16
Max speed (m/s)	1,6
Max persons	14
Max group size	8
Min pit depth (mm)	900
Min headroom (mm)	3300
Complies with	Lifts directive 2014/33/EU

### Sustainable design

City 300 helps buildings reduce carbon emissions with its eco-friendly design and packaging while also boosting property value. With a lighter weight and a construction that uses no welding or painting, it is perfect for eco-conscious projects.

### Superior engineering and design

Engineered to meet the standards of a remarkably smooth ride with a minimal downtime, City 300 offers a variety of quality materials to encourage a mix and match approach and enable the process of creating the right look and feel.

### Advanced digital connectivity

City 300 integrates advanced digital tools, including KLEEMANN Live and Lift Control Mobile apps. Embrace digital convenience by exclusively ordering City 300 online through our KLEEMANN Portal.

### Optimized shaft efficiency

Reclaim up to 3% of floor area per lift with the commercially optimized space design of City 300. Enjoy reduced installation time and a guaranteed decrease in the total cost of ownership.



# Passenger FlexyLIFT R

A versatile hydraulic lift solution that can fit buildings with limitations in shaft dimensions and machine room position

Type of lift > Hydraulic



## Extra features & upgrades

<p>KLEEMANN LIVE</p>	<p>KLEEMANN PORTAL</p>	<p>ECO-FRIENDLY LIFT</p>	<p>ANTI-VANDAL (EN 81-71)</p>
<p>EARTHQUAKE RESISTANT (EN 81-77)</p>	<p>HYGIENE SOLUTIONS</p>	<p>ACCESSIBILITY (EN 81-70)</p>	

## Recommended uses

Residential

## Description & features

FlexyLIFT R is a cost-effective, eco-friendly and versatile lift solution that can be adapted to fit specific shaft dimensions and machine room requirements. It is ideal for existing or new residential buildings that have pit and headroom limitations. The small cabinet option for the power unit and controller, enables installation in shafts with or without a machine room.

### Minimum requirements

Offering a rated load capability of 180–1000kg, almost no pit depth requirements and a minimum headroom of 2600mm, FlexyLIFT R is the perfect hydraulic solution for lift modernization in low and mid-rise buildings.

### Outstanding ride quality

FlexyLIFT R is designed to deliver both premium quality construction and exceptional ride comfort. Low noise levels and minimal vibrations ensure a smooth and pleasant passenger experience.

## Technical specifications

Model	FlexyLIFT R
Rated load (Kg)	180-1000
Suspension	1:2
Machine room	MR
Max travel (m)	25
Max number of stops	8
Max speed (m/s)	0,74
Min pit depth (mm)	300
Min headroom (mm)	2600
Maximum car entrances	3
Complies with	Lifts Directive 2014/33/EU



Elevators  
Passenger lifts  
Atlas Basic

# Passenger Atlas Basic

The cost-effective traction solution for rated loads up to 1050kg, ideal for mid-rise buildings

Type of lift > Traction



## Extra features & upgrades

<p>KLEEMANN LIVE</p>	<p>KLEEMANN PORTAL</p>	<p>ECO-FRIENDLY LIFT</p>	<p>ANTI-VANDAL (EN 81-71)</p>
<p>FIREFIGHTING (EN 81-72)</p>	<p>HYGIENE SOLUTIONS</p>	<p>DESTINATION CONTROL SYSTEM</p>	<p>SCAFFOLDLESS INSTALLATION</p>
<p>ACCESSIBILITY (EN 81-70)</p>			



## Technical specifications

Model	Atlas Basic
Rated load (Kg)	375-1050
Suspension	2:1
Machine room	Machine Room-Less (MR as an option)
Max travel (m)	65
Max number of stops	24
Max speed (m/s)	1,6
Min pit depth (mm)	1100
Min headroom (mm)	3400
Maximum car entrances	2
Complies with	Lifts Directive 2014/33/EU

## Recommended uses

Residential  
Commercial & Public

## Description & features

Atlas Basic is a highly economical traction MRL solution for residential buildings. Serving rated loads of 375–1050kg, it is designed to offer both reduced total cost of ownership (TCO) and value for money.

### Minimizing sound & costs

With premium quality gearless motor and speeds of up to 1.6m/s, it is equipped with a state-of-the-art inverter that minimises sound, ensures ride quality and a very low energy consumption.

### Low noise levels

Remarkably low noise levels inside and outside the cabin. The noise level inside the cabin (measured according to ISO 18738) during the lift operation reaches 52-54 dB.

### Emergency evacuation

In the event of power failure, the emergency evacuation system ensures safe transportation of passengers to the nearest floor where doors automatically open to allow car exit.



Elevators  
 Passenger lifts  
 Atlas RPH R

# Passenger Atlas RPH R

A highly practical solution for buildings with pit and headroom limitations, also recommended for existing buildings

Type of lift > Traction



## Extra features & upgrades

KLEEMANN LIVE 	KLEEMANN PORTAL 	ECO-FRIENDLY LIFT 	ANTI-VANDAL (EN 81-71) 
FIREFIGHTING (EN 81-72) 	HYGIENE SOLUTIONS 	ACCESSIBILITY (EN 81-70) 	

## Recommended uses

Residential  
 Commercial & Public

## Description & features

Atlas RPH R provides a practical traction MRL solution for residential buildings with pit and headroom limitations. Suitable for rated loads up to 1050kg, Atlas RPH R features KLEEMANN's premium quality gearless motor and speeds of up to 1m/s.

### Advanced inverter

The state-of-the-art inverter minimises noise and delivers outstanding ride quality and exceptionally low energy consumption.

### Ease of installation

Atlas RPH R needs only one wall for the installation with most of the subunits pre-assembled and ready to be installed.

### Spatial efficiency

Atlas RPH R complies with standard EN81-21 and suitable for buildings with reduced pit and headroom. Ideal for the modernization of existing lifts. Designed to support the installation of up to three cabin doors.

## Technical specifications

Model	Atlas RPH R
Rated load (Kg)	450-1050
Suspension	1:1, 2:1
Machine room	Machine Room-Less
Max travel (m)	40
Max number of stops	14
Max speed (m/s)	1,0
Min pit depth (mm)	320
Min headroom (mm)	2600
Maximum car entrances	3
Complies with	Lifts Directive 2014/33/EU



Elevators  
Passenger lifts  
Atlas Gigas R

# Passenger Atlas Gigas R

The ideal option for rated loads up to 2500kg and for high density passenger flow buildings with minimum waiting times

Type of lift > Traction



## Extra features & upgrades

<p>KLEEMANN LIVE</p>	<p>KLEEMANN PORTAL</p>	<p>ECO-FRIENDLY LIFT</p>	<p>ANTI-VANDAL (EN 81-71)</p>
<p>EARTHQUAKE RESISTANT (EN 81-77)</p>	<p>FIREFIGHTING (EN 81-72)</p>	<p>HYGIENE SOLUTIONS</p>	<p>DESTINATION CONTROL SYSTEM</p>
<p>ACCESSIBILITY (EN 81-70)</p>			



## Technical specifications

Model	Atlas Gigas R
Rated load (Kg)	1150-2500
Suspension	2:1
Machine room	Machine Room-Less (MR as an option)
Max travel (m)	45
Max number of stops	16
Max speed (m/s)	1,6
Min pit depth (mm)	1100
Min headroom (mm)	3800
Maximum car entrances	2
Complies with	Lifts Directive 2014/33/EU

## Recommended uses

Commercial & Public  
Hotel  
Hospital  
Industrial

## Description & features

Atlas Gigas R is an ideal traction solution for a range of rated loads of 1150–2500kg and up to 1,6m/sec. Offering the option to install a larger car in a standardized shaft, Atlas Gigas R provides optimum space efficiency for buildings with high density passenger flow.

### Machine lifting system

Atlas Gigas R is supplied with a machine lifting system, especially designed to facilitate the installation of high rated load lifts, hence, larger motors.

### Spatial efficiency

Optimum space efficiency is granted for high density passenger flow provided by the capability for larger car installation in a standard shaft.

### Stopping accuracy

Due to its gearless motor and state-of-the-art inverter, Atlas Gigas R offers excellent stopping accuracy that does not exceed 2mm while the

ride quality exceeds all quality standards (measurements based on ISO 18738).



Elevators  
Passenger lifts  
HRS

# Passenger HRS

A high-speed solution for big buildings with high density passenger flow

Type of lift > Traction



## Extra features & upgrades

KLEEMANN LIVE 	ANTI-VANDAL (EN 81-71) 	EARTHQUAKE RESISTANT (EN 81-77) 	FIREFIGHTING (EN 81-72) 
HYGIENE SOLUTIONS 	DESTINATION CONTROL SYSTEM 	ACCESSIBILITY (EN 81-70) 	

## Recommended uses

Commercial & Public  
Hotel

## Description & features

The high-speed HRS KLEEMANN Lift delivers outstanding ride quality and innovative Remote Lift Monitoring System. Destination Control ensures reduced waiting times and smooth passenger experience.

### Premium ride quality

The isolated roller guide shoes limit vibrations and offer premium ride quality and cost saving. Exceptionally long service life for rollers due to the spring system and the permanent contact with the guide rail.

### Remote Lift Monitoring System

Providing the opportunity for improved lift management, the Remote Lift Monitoring System is an excellent solution for buildings with multiple lifts enabling the efficient and simultaneous management of up to 18 lifts.

### Reduced waiting times

The Destination Control System reduces waiting times by serving the increased number of calls, where it is important for the passengers to be transported rapidly.



## Technical specifications

Model	HRS (MRL)	HRS (MR)
Rated load (Kg)	630-1275	1000-1600
Suspension	2:1	2:1
Machine room	Machine Room-Less	Machine Room
Max travel (m)	150	150
Max number of stops	47	47
Max speed (m/s)	2,5	4,0
Min pit depth (mm)	1800	1800
Min headroom (mm)	4450	4140
Maximum car entrances	2	2
Complies with	Lifts Directive 2014/33/EU	Lifts Directive 2014/33/EU



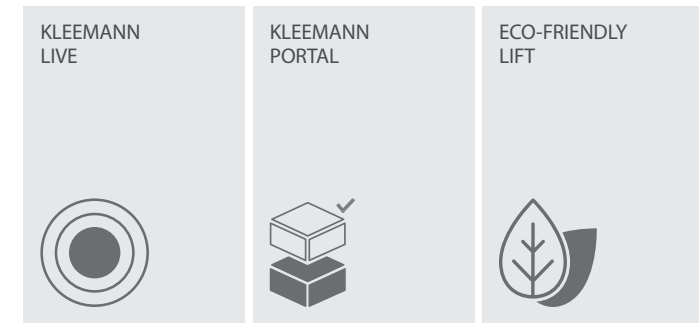
# Homelift Maison100 E

The innovative electric cabin platform lift, with premium design, that makes best use of available space and is extremely energy efficient

Type of lift > Electric



## Extra features & upgrades



## Recommended uses

Private residences

## Description & features

Acknowledging the importance of space availability, KLEEMANN introduces Maison100 E, with 100mm minimum pit depth and 2500mm headroom required. Available with semi-automatic or automatic doors, Maison100 E can be also provided with an aluminum shaft construction where a masonry shaft is not available.

### Premium Design

Cabin's special design ensures ease of installation while the RGB colours' lighting creates an outstanding ambience.

### Fast and easy installation

Smart and compact design for installation in just 3 days.

### Plug n' play solution

Prewired shaft wiring and single-phase power supply.

### Low noise levels

Innovative electric drive (VVVF controlled) guarantees remarkably low noise levels in and out of the cabin.

## Technical specifications

Model	Maison100 E
Rated load (Kg)	Up to 385
Max travel (m)	12
Max number of stops	5
Max speed (m/s)	0,15
Pit depth (mm)	100
Headroom (mm)	2500
Maximum car entrances	2
Complies with	Machinery Directive 2006/42/EC



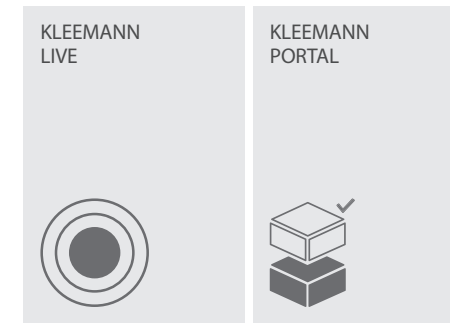
# Homelift Maison100 H

Safety and style with this value for money hydraulic home lift solution, with minimum space requirements

Type of lift > Hydraulic



## Extra features & upgrades



## Recommended uses

Private residences

## Description & features

Ideal for comfort and ease, Maison100 H, is designed and manufactured according to Machinery Directive 2006/42/EC and meets any need for transportation and mobility. A value for money solution that provides access inside or outside a multi-storey private residence and guarantees safety and style.

## Value for money

Its very low energy consumption (lower than a kitchen oven) in conjunction with its cabin design, makes Maison100 H the ideal value for money choice. With 100mm minimum pit depth and 2400mm headroom required, it is perfectly suitable for buildings with or without concrete shaft and with shaft pit and headroom limitations.

## Plug n' play solution

Prewired shaft wiring and single-phase power supply.

## Optimum use of space

The pit and headroom requirements are amongst the most competitive in the market for enclosed cabin platform lifts. Maison100 H for Home Solutions offers optimum space efficiency by providing the opportunity of installing larger car in a standard shaft.

## Premium ride quality

Maison100 H offers a premium ride quality, with the new controller Genius20, with tape head system for precise floor levelling and a 2-speed hydraulic valve.

## Technical specifications

Model	Maison100 H
Rated load (Kg)	Up to 400
Max travel (m)	12
Max number of stops	5
Max speed (m/s)	0,15* - 0,30**
Pit depth (mm)	100* - 130**
Headroom (mm)	2400
Maximum car entrances	2
Complies with	* Machinery Directive 2006/42/EC ** AS1735.18



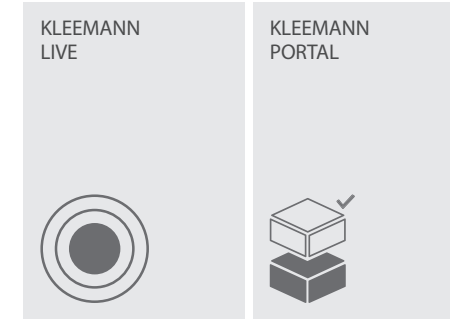
# Homelift Maison200 H

A hydraulic homelift solution that offers a wide range of design options for a personalized experience

Type of lift > Hydraulic



## Extra features & upgrades



## Recommended uses

Private residences

## Description & features

Maison200 H is a hydraulic solution that offers an efficient use of space and can be easily adapted to any architectural need and design, even for special and challenging projects. Elegant and convenient allows the perfect fitting in any building, existing or new. Maison200 H guarantees outstanding ride quality and a wide selection of design options and finishes to meet your aesthetic needs.



## Technical specifications

Model	Maison200 H
Rated load (Kg)	Up to 630
Max travel (m)	12
Max number of stops	6
Max speed (m/s)	0,15* - 0,30**
Pit depth (mm)	100* - 150**
Headroom (mm)	2450* - 2600**
Maximum car entrances	2
Power supply	Single phase or three phase
Complies with	* Machinery Directive 2006/42/EC ** AS1735.18

### Efficient use of space

Maison200 H maximizes the efficient use of space. Even though the dimensions of the shaft remain the same, Maison200 H can accommodate a larger car, maximizing the usable space.

### Customizable design options

Maison200 H offers a wide range of cabin types and interior materials. Whether you prefer a sleek and modern look or a more traditional aesthetic, Maison200 H can be tailored to suit your desired ambiance.

### Premium ride quality

Maison200 H features premium construction quality, low noise levels and minimal vibrations. This ensures a smooth and comfortable ride for passengers, enhancing the overall experience.

### Aluminum shaft option

In situations where a concrete shaft is not available or feasible, the Maison200 H offers an aluminum construction option.



Elevators  
Freight lifts  
Hydraulic

# Freight Hydraulic

A powerful hydraulic solution for freight transportation up to 10.000kg

Type of lift > Hydraulic



## Extra features & upgrades

<p>KLEEMANN LIVE</p>	<p>ANTI-VANDAL (EN 81-71)</p>	<p>EARTHQUAKE RESISTANT (EN 81-77)</p>
<p>HYGIENE SOLUTIONS</p>		

## Recommended uses

Industrial  
Car Lift  
Hospital  
Commercial

## Description & features

KLEEMANN hydraulic freight lifts combine maximum durability and high operating reliability. Their flexible design and manufacturing process provide them with the unique capability to be customized according to the building's requirements. They can handle any load up to 10.000kg which makes them the perfect solution for applications in industrial buildings, plants, warehouses, super markets etc.

### Safety features

It is equipped with light curtains to provide additional safety and overload detection.

### Robust construction

Equipped with heavy duty types of doors and sill tracks, cabin and protective bumper rails for extra robustness.

## Technical specifications

Model	Hydraulic Freight
Rated load (Kg)	1050-10000
Suspension	1:1 , 1:2
Machine room	Yes
Max travel (m)	26
Max number of stops	9
Max speed (m/s)	0,5 (depending on the max load)
Min pit depth (mm)	1000
Min headroom (mm)	3450
Maximum car entrances	2
Complies with	Lifts Directive 2014/33/EU



Elevators  
Freight lifts  
Atlas Super Gigas

# Freight Atlas Super Gigas

Robust and reliable traction solution for freight transportation up to 5.000kg, designed to fully exploit shaft space

Type of lift > Traction



## Extra features & upgrades

<p>KLEEMANN LIVE</p>	<p>ANTI-VANDAL (EN 81-71)</p>	<p>EARTHQUAKE RESISTANT (EN 81-77)</p>
<p>HYGIENE SOLUTIONS</p>		

## Recommended uses

Industrial  
Car Lift  
Hospital  
Commercial

## Description & features

Atlas Super Gigas is the optimum solution for freight transportation of rated loads up to 5.000kg. Equipped with KLEEMANN's premium quality gearless motor and state-of-the-art inverter, it presents excellent performance, ride quality and a low energy consumption. Fully exploiting the shaft space, it features tailored cargo lift struts.

### Safe door closing

Atlas Super Gigas is equipped with light curtains to provide additional safety and protection when the car doors are closing.

### Spatial efficiency

Optimum space efficiency by offering the option of a larger car installation in a standard shaft for rated loads up to 5.000kg.

### Outstanding ride quality

Premium quality and exceptional ride comfort are delivered by both a gearless motor and a state-of-the-art inverter.

### Stopping accuracy

Excellent stopping accuracy less than 2mm, while the ride quality exceeds all quality standards (based on ISO 18738).

## Technical specifications


Model	Atlas Super Gigas
Rated load (Kg)	2500-5000
Suspension	4:1
Machine room	Machine Room-Less
Max travel (m)	45
Max number of stops	16
Max speed (m/s)	1
Min pit depth (mm)	1400
Min headroom (mm)	3900
Maximum car entrances	2
Complies with	Lifts Directive 2014/33/EU



# Comparative technical chart

Model	Passenger lifts					
	City 100	City 300	FlexyLIFT R	Atlas RPH R	Atlas Basic	Atlas Gigas R
Type	Traction	Traction	Hydraulic	Traction	Traction	Traction
Rated Load (Kg)	320-400-450-630-1000	320-1050	180-1000	450-1050	375-1050	1150-2500
Suspension	2:1	2:1	1:2	1:1, 2:1	2:1	2:1
Machine Room	MRL	MRL	MR	MRL	MRL	MRL
Max Travel (m)	21	45	25	40	65	45
Max Number of Stops	8	16	8	14	24	16
Max Speed (m/s)	1,00	1,6	0,74	1,0	1,6	1,6
Min Pit Depth (mm)	1000	900	300	320	1100	1100
Min Headroom (mm)	3300	3300	2600	2600	3400	3800
Maximum Car Entrances	2	2	3	3	2	2
Main standard	EN81.20 & EN81.70	EN81.20 & EN81.70	EN81-20 & EN81-21	EN81-20, EN81-21 & EN81-70	EN81-20	EN81-20
Complies with	Lifts Directive 2014/33/EU	Lifts Directive 2014/33/EU	Lifts Directive 2014/33/EU	Lifts Directive 2014/33/EU	Lifts Directive 2014/33/EU	Lifts Directive 2014/33/EU
Recommended use	Low-traffic & low-rise buildings	Residential Commercial Mid-traffic & mid-rise buildings	Residential	Residential, Commercial & Public	Residential, Commercial & Public	Commercial & Public, Industrial, Hotel, Hospital

Passenger lifts		Homelifts			Freight lifts	
HRS		Maison100 H	Maison100 E	Maison200 H	Hydraulic Freight	Atlas Super Gigas
Traction		Hydraulic	Electric	Hydraulic	Hydraulic	Traction
630-1275	1000-1600	Up to 400	Up to 385	Up to 630	1050-10000	2500-5000
2:1	2:1	1:2	6:1	1:2	1:1, 1:2	4:1
MRL	MR	MRL (with machinery cabinet)	MRL	MRL	MR	Machine Room-Less
150	150	12	12	12	24	45
47	47	5	5	6	9	16
2,5	4,0	0,15* - 0,30**	0,15	0,15* - 0,30**	0,5	1
v=2,0 m/s 1800 v=2,5 m/s 1950	v=2,0 m/s 1800 v=2,5 m/s 1950 v=3,0 m/s 1950 v=4,0 m/s 3800	100* - 130**	100	100* - 150**	1000	1400
v=2,0 m/s 4450 (630-1000kg) v=2,0 m/s 4500 (1275kg) v=2,5 m/s 4700 (630-800kg) v=2,5 m/s 4750 (1000-1275kg)	v=2,0 m/s 4140 v=2,5 m/s 4380 v=3,0 m/s 4470 v=4,0 m/s 4680	2400	2500	2450 - 2600	3450	3900
2	2	2	2	2	2	2
EN81-20	EN81-20	---	---	---	EN81-20	EN81-20
Lifts Directive 2014/33/EU	Lifts Directive 2014/33/EU	Machinery Directive 2006/42/EC	* Machinery Directive 2006/42/EC ** AS1735.18	* Machinery Directive 2006/42/EC ** AS1735.18	Lifts Directive 2014/33/EU	Lifts Directive 2014/33/EU
Commercial & Public, Hotel		Private residence	Private residence	Private residence	Industrial Car Lift Hospital Commercial	Industrial Car Lift Hospital Commercial



Products  
Modernization  
Solutions

# Modernization Solutions



The ultimate choice for Elevator Modernization

KLEEMANN Genius20

GENIUS20 the KLEEMANN lift controller, provides superior ride quality, advanced digital connectivity, smart operation and seamless adaptability to modern vertical transportation needs.

With prewired shaft wiring and 100% customizable software, Genius 20 is the ultimate, versatile and cost-effective solution that will help you upgrade your current elevator without changing the entire system.

Why Choose GENIUS20?

Customized, reliable, and compatible upgrades for every elevator in the world

At KLEEMANN, we provide customized, reliable and compatible modernization solutions from full or partial modernization, to components' replacement and special applications, that upgrade the user experience, upgrading both the aesthetic and the mechanical part of elevators.

Choose from a wide range of options and find those that match your requirements

We offer a wide range of solutions, ensuring that every elevator can be upgraded to meet modern demands while maintaining compatibility with existing systems. Our modernization packages may include:

- Genius20 controller (many cabinet options)
- Machine (geared / gearless)
- Doors
- Cabin
- Piston & power unit
- Sling (hydro / traction / counterweight)
- Shaft components (ropes, guide rails, encoders, oil coolers, etc.)

Each solution is designed to enhance performance, safety, and sustainability while minimizing installation time and costs.



## VERSATILITY

- No need for extensive system changes. Genius20 is compatible with most lifts in the market.
- Ideal for both traction and hydraulic lifts.

## SAFETY FIRST

- Fully compliant with the latest safety standards, ensuring passenger and technician protection.
- Integrates advanced monitoring systems for enhanced operational safety.

## ENERGY EFFICIENCY

- VVVF technology reduces energy consumption compared to traditional systems.
- Combine Genius20 with standby mode and regeneration drive to maximize energy savings and lower operating costs.

## SUPERIOR RIDE QUALITY

- Smooth acceleration and deceleration, reducing vibrations and noise.
- Ensures a comfortable and precise ride experience for passengers.

## ADVANCED CONNECTIVITY

- Full integration with BMS (Building Management Systems) and IoT solutions.
- Enables remote monitoring, predictive maintenance, and real-time diagnostics, reducing downtime and maintenance costs.

## COMPLETE ELECTRONICS KIT

- An all-in-one modernization package that renews your elevator's core systems for reliability and long-term performance.





# Products Accessibility solutions

---

FreeSTAIR with seat  
FreeSTAIR for wheelchair  
Vertiplat200

# FreeSTAIR with seat

Systems with seat that can be custom fit to match any need and improve mobility both indoors and outdoors



## Technical specifications

Model	KSL 200	A 130	A180	Alpha
Type	Straight / Circular	Straight	Straight / Circular	Straight / Circular
Rated Load (kg)	130	127	120	130 ( optional 145)
Installation	Indoors / Outdoors	Indoors / Outdoors	Indoors	Indoors / Outdoors
Max number of stops	4	2	4	4
Max speed (m/s)	0,1	0,1	0,1	0,1
Inclination (degrees)	0-70	27-55	0-58	0-52
Power Supply	Rechargable batteries	Rechargable batteries	Rechargable batteries	Rechargable batteries
Required staircase width (mm)	900	800	900	900
Motor Power	24V DC / 0,35Kw	24V DC / 0,25Kw	24V DC / 0,375Kw	24V DC / 0,5Kw

### Extra features

- Indoor or outdoor installation
- Designed for maximum safety and comfort
- Remote control with 'hold to run' buttons
- Variety of seat and metal structure colours

### Description & features

KLEEMANN FreeSTAIR systems with seat, have been specially designed to help users of all ages who have difficulty climbing stairs. The systems are custom-made for each individual application, so they can be fitted to any indoor or outdoor staircase and in houses with both straight and curved staircases. They are available in a number of different models, providing solutions to meet the needs of any user.

### Recommended uses

Indoor and outdoor staircases



# FreeSTAIR for wheelchair

Elevating systems for wheelchairs offering autonomy, safety and comfort to users, ideal for public and private spaces



## Technical specifications

Model	T100 Platform	T80 Platform	Delta	Stratos	V6
Rated load (kg)	300	300	300	300	250 if the slope is more than 45°
Installation	Indoors/Outdoors	Indoors/Outdoors	Indoors/Outdoors	Indoors/Outdoors	Indoors/Outdoors
Inclination (degrees)	15-45	0-60	0 - 52	45	0-50
Platform sizes (mm)	750*1000 or 800*1000	680*840, 700*900, 750*1000, 800*1000	700*750, 750*850, 800*900, 800*1000	700*750, 750*850, 800*900, 800*1000	750x600, 750x650, 750x700, 800x700, 900x700, 1000x800, 1000x900, 1250x800
Colours	RAL 7047 / 8022 / 9002 / 9007	RAL 7032 / 7047 / 8022 / 9002 / 9006 / 9007	Platform: RAL 7035 Rail: RAL 9007	Platform: RAL 9018 Rail: RAL 9005	Platform: RAL 9018 Rail: RAL 9005
Motor	24V DC / 0,42kW	24V DC / 0,42kW	24V DC / 0,5kW	24V DC / 0,5kW	24V DC / 1kW
Speed (m/s)	0,08	0,15	0,12	0,12	0,10
Safety systems	Safety gear - "Hold to run" controls	Safety gear - "Hold to run" controls	Safety gear - "Hold to run" controls	Safety gear - "Hold to run" controls	Safety gear - "Hold to run" controls
Complies with	Machinery Directive 2006/42/EC EC Type Examination Certificate	Machinery Directive 2006/42/EC EC Type Examination Certificate	Machinery Directive 2006/42/EC EC Type Examination Certificate	Machinery Directive 2006/42/EC EC Type Examination Certificate	Machinery Directive 2006/42/EC EC Declaration of Conformity

## Extra features

- Indoor or outdoor installation
- Variety of metal structure colours
- Seat adjustable to platform (optional)
- Remote control with 'hold to run' buttons
- EC Type Examination Certificate

## Description & features

KLEEMANN FreeSTAIR for wheelchairs systems, have been designed to enable wheelchair users to move with autonomy, safety and comfort, offering access to any building where the installation or use of a conventional lift is not possible. They can be installed in both indoor and outdoor spaces, and mounted either on the wall or on the floor. An ideal solution for both public and private spaces.

## Recommended uses

Public and private spaces



## Vertiplat200

A compact and flexible hydraulic platform solution ensuring autonomy, safety, and reliability for buildings where lift installation is not possible



### Technical specifications

Model	Vertiplat200
Rated load (Kg)	385 for the platform and 420 for the cabin
Max travel (m)	7
Max speed (m/s)	0,15
Min pit depth (mm)	150
Power supply	Single-phase or three-phase, 50-60 Hz
Complies with	Machinery Directive 2006/42/EC

### Description & features

This hydraulic lift system is specifically designed for the transportation of individuals living in buildings where lift installation is not possible. Requiring minimal space and offering flexibility of both indoor and outdoor installation.

### Available in two versions

- Open-type platform with 1,100 mm high guardrails and protective coverings made from sheet metal, painted in RAL colors
- Closed-type platform with an aluminum cabin in RAL 9016 and RAL 7040, featuring protective panel and plexiglass coverings

### Recommended uses

Public and private spaces





# Products

## Escalators & Moving Walks

---

### Escalators

KEC Commercial  
KEH Heavy Duty

### Moving Walks

KTC Commercial  
KTH Commercial  
KTW Heavy duty

# Escalators & Moving Walks

Varied solutions with custom-made design that offer exceptional ride quality, safety and energy efficiency



## Technical specifications



Moving Walk Model	KTC Commercial	KTH Commercial	KTW Heavy duty
Working hours (per day)	16-20	16-20	20-24
Capacity / hour (Theoretical value according to EN115-1:2017, Annex H)	Up to 6000 passengers	Up to 6000 passengers	Up to 6000 passengers
Inclination	10° / 11° / 12°	10° / 11° / 12°	0°- 6° / 10° / 11° / 12°
Step Width (mm)	800 / 1000	800 / 1000	1000 / 1200 / 1400
Horizontal movement (mm)	400 (at top)	400 (at both landings)	
Operating Speed (m/s)	0,5	0,5	0,5
Vertical rise (m)	2-8	2-8	0-8 (max length 120)
Motor type	AC1 or VVVF	AC1 or VVVF	AC1 or VVVF
Installation	Indoor, semi-outdoor, outdoor	Indoor, semi-outdoor, outdoor	Indoor, semi-outdoor, outdoor

## Product description & features

KLEEMANN Escalators & Moving Walks are the ideal solution for installations in hotels, hospitals, public and commercial buildings. KLEEMANN offers unique, tailor-made design services for commercial or heavy-duty Escalators with a wide range of options and customized solutions for all projects.

## Recommended uses

Public and commercial buildings

## Outstanding ride quality

Designed to ensure both high quality construction and exceptional ride comfort. Low noise levels and minimal vibrations provide a smooth and comfortable passenger experience that will meet even the strictest requirements.

## Ease of installation

Ease of installation and use, providing spatial efficiency and reliability.

## Eco-friendly

Regeneration system to provide excellent ride quality while reducing energy usage by up to 60%. Many of the products' parts recyclable (steps, brush profile, glass panel clamps, etc).

## Hygiene line

Three sterilizer solutions for the Escalators' / Moving Walks' handrail, available to provide protection from bacteria and viruses.

- Ultraviolet Lamp
- Sterile Touch
- UV Sterilizer

## Technical specifications



Escalator Model	KEC Commercial	KEH Heavy Duty
Working hours (per day)	16-20	20-24
Capacity / hour (Theoretical value according to EN115-1:2017, Annex H)	Up to 6000 passengers	Up to 7300 passengers
Inclination	30° / 35°	30° / 35°
Step Width (mm)	600 / 800 / 1000	600 / 800 / 1000
Speed (m/s)	0,5	0,5 or 0,65
Vertical rise (m)	2-7,5	2-35
Motor type	AC1 or VVVF	AC1 or VVVF
Installation	Indoor, outdoor, marine	Indoor, outdoor, marine





# Products

## Parking Systems

### Car lifting systems

KTS 2200  
KTS 3000

### Scissor lift platforms

Single Scissor Platform  
Double Scissor Platform

### Vehicle Turntable

Vehicle Turntable

### Hydraulic Parking Systems

UN\_1+1  
Hydro Park 1127  
Hydro Park 1123  
Hydro Park TPTP-2

### Puzzle parking systems

BDP-2

### Independent Parking systems

UN\_LPS  
UN\_OPS  
Starke 2127  
Starke 2227


## Car Lifting Systems

Ideal solution for vertical transportation of vehicles where cement ramps or car lifts are not applicable



## Scissor Lift Platforms

A simple and convenient solution to optimize parking space in areas with limited or restricted entrance



### Technical specifications

Model	KTS 2200	KTS 3000
Rated Load (kg)	2200	3000
Max Travel (mm)	12000	10000
Stops	max 4	max 4
Platform (mm)	max 2440*5500	max 2440*5500
Speed (m/s)	max 0,15	max 0,15
Pit depth (mm)	min 400	min 500
Headroom (mm)	min 2700	min 2700
Motor	9,5Kw/380V/50Hz	12Kw/380V/50Hz
Pistons	KZAC 100*5 / KZAC 110*7,5	KZAC 110*7,5
Tank	KLEEMANN T150	KLEEMANN T250
Controller	KTS GL-1, Genius20	KTS GL-1, Genius20
Block of valves	Blain KV15	EV100 3/4
Landing doors	Roller shutters with 3-phase external motor	
Height of balustrade (pistons opposite side)	Option for 1100 mm or 1800 mm	
Complies with	Machinery Directive 2006/42/EC - EC type examination certificate	

KTS Car Lifting System is designed for the vertical transportation of vehicles between two or more levels. In buildings where the construction of a cement ramp or a car lift is not possible, the KTS System provides the ideal solution for vertical transportation of up to a maximum of 12 meters.

### Description & features



### Technical specifications

Model	Single Scissor Platform	Double Scissor Platform
Rated Load (kg)	3000	3000
Max Travel	4000	7400
Stops	2	3
Platform (mm)	max 3000*6000	max 3000*6000
Speed (m/s)	0,05 - 0,08	0,05 - 0,08
Pit depth (mm)	min 500	min 600
Headroom (mm)	min 2500	min 2500
Motor	5,5Hp/380V/50Hz	7,5Hp/380V/50Hz
Piston-Cylinder	2 items Ø70-Ø120X135	2 items Ø80-Ø140X160
Landing doors	Roller shutters with single-phase motor	
Complies with	Machinery Directive 2006/42/EC - EC type examination certificate	

### Description & features

Single and double Scissor Lift Platforms provide a simple and convenient way to facilitate and optimize parking space. Suitable for underground, lower and upper parking levels, they are an ideal choice for parking areas where entrances and exits are restricted or limited. They offer up to 3 stops, an array of safety features and the choice of either 4000mm or 7400mm vertical travel.



## Vehicle Turntable

Economical and convenient parking solutions that make the best use of available space for effortless parking



### Technical specifications

Model	Vehicle Turntable
Min Pit Depth (mm)	250
Pit diameter (mm)	4600
Motor type	Hydraulic motor with slew ring drive
Rotation (degrees)	360

### Product description & features

Vehicle Turntables facilitate parking in spaces that pose limitations such as a single entrance and exit. They offer an economical and convenient parking solution, maximizing utilization of available space, generating smooth traffic flow and enabling effortless parking. Featuring 360° rotation, driven by a hydraulic motor with slew ring drive, a 4600mm pit diameter and 250mm minimum pit depth, they can be customized to accommodate any specific platform and dimension requirements.



## Hydraulic Parking Systems

Customizable solutions that provide additional independent space where multiple parking lots are required



### Technical specifications

Model	UN_1+1	Hydro Park 1127	Hydro Park 1123	Hydro Park TPTP-2
Rated Load (kg)	2500	2700	2300	2000
Lifting height	2000mm	2100mm	2100mm	1600mm
Usable platform width	2060mm	2100mm	2100mm	2100mm
Operation	Button Hold to Run	Key switch	Key switch	Key switch
Power Unit	-	2,2Kw hydraulic power pump	2,2Kw hydraulic power pump	2,2Kw hydraulic power pump
Lifting/lowing time	-	<55s	<55s	<35s
Finishing	Powder coating/ galvanized	Powder coating	Powder coating	Powder coating

### Description & features

Installation of Hydraulic Car Parking Systems provides additional independent parking spaces for 2 vehicles. These systems can be customized to fix existing spaces and are an ideal solution when multiple parking spaces are required in new or existing buildings.



## Puzzle Parking Systems

Parking systems that provide a range of multi-storey solutions that enable independent parking of multiple cars



## Independent Parking Systems

Independent parking lift platforms that allow the parking of a vehicle without moving other cars



### Technical specifications

Model	BDP-2
Levels	2
Available car dimensions	1850*5070*1550-2050mm
Rated Load (kg)	2000-2500kg
Drive mode	Hydraulic cylinder + wipe ropes
Operation	Code, Card, Manual
Control	PLC centralized control system
Elevating speed (m/s)	8-12
Sliding speed (m/s)	7,5
Power Supply	3phase/380V/50-60Hz
Finishing	Powder coating

### Description & features



The selected parking space is moved to the desired position by means of an automatic control system and the parking spaces can be shifted vertically or horizontally. The systems integrate the latest advancements in stacking and sliding technology, maximizing the number of vehicles that can be accommodated in the available space.

### Technical specifications

Model	UN_LPS	UN_OPS	Starke 2127	Starke 2227
Vehicles parked per unit	4	2	2	4
Rated capacity (kg) / Per Platform	2500	2500	2700	2700
Available car length (mm)	5000	5000	5000	5000
Available car width (mm)	2050	2050	2050	2050
Available car height (mm)	1700	1700	1700	1700
Waving plate	Galvanized steel sheet	Galvanized steel sheet	Galvanized steel sheet	Galvanized steel sheet
Drive mode	Hydraulic cylinder and chains	Hydraulic cylinder and chains	Hydraulic cylinder and chains	Hydraulic cylinder and chains
Operation	Button Hold to Run	Button Hold to Run	Keyswitch	Keyswitch
Lifting speed	30s	30s	<55s	<55s
Descending speed	25s	25s	<55s	<55s
Finishing	Ral 7040 (can be galvanized for outside use)	Ral 7040 (can be galvanized for outside use)	Powder coating	Powder coating

### Description & features



These independent parking lift platforms for 2 or 4 cars which are suitable for both commercial and residential purposes, allow the parking of a vehicle without moving any other car. The structure should be placed in a pit with certain dimensions and reinforced by fixing posts to walls.



# Products

## Marine

## Solutions

---

Machine Roomless Solution (MRL)  
Machine Room Solution

# Marine Solutions

A wide range of expert solutions for vertical transportation of passengers and goods in private or commercial vessels



## Standard Dimensions Crew Elevator (MR-Machine room Beside Trunk)

Load Capacity (Persons)	Speed (m/s)	Entrance Dimensions (mm)	Internal Car Dimensions (mm)	Trunk Dimensions (mm) <sup>1</sup>	Pit Depth	Headroom Height <sup>2</sup>
		EWxEH	CWxCD	SWxSD		
300 kg (4 persons)	1	800x2000	950x1100	1800x1800	1200	4500
500 kg (6 persons)	1	800x2000	950x1300	1800x1850	1200	4500
750 kg (10 persons)	1	800x2000	1200x1500	1800x2100	1200	4500

**Notes**

1. Trunk dimensions do not include the deck cutting structure, stiffener, insulation etc (Clear trunk dimensions).
2. The Headroom height dimensions apply for Internal Cabin height 2100mm.
3. Please contact KLEEMANN for any other specifications

## Technical specifications

### Standard Dimensions Passenger Elevator (MR/MRL)

Load Capacity (Persons)	Speed (m/s)	Entrance Dimensions (mm)	Internal Car Dimensions (mm)	Trunk Dimensions (mm) <sup>1</sup>	Pit Depth	Headroom Height <sup>2</sup>
		EWxEH	CWxCD	SWxSD		
630 kg (8 persons)	1	900x2000	1100x1400	1800x2000	950	3900
	1.6				1250	4050
750 kg (10 persons)	1	900x2000	1200x1500	1900x2050	950	3900
	1.6				1250	4050
1000 kg (14 persons)	1	900x2000	1100x2100	1800x2500	950	3900
	1.6				1250	4050
1600 kg (22 persons)	1	1200x2000	1500x2300	2400x2700	1200	3900
	1.6				1300	4050
2000 kg (27 persons)	1	1200x2000	1600x2500	2500x2900	1200	3900
	1.6				1300	4050
2500 kg (33 persons)	1	1200x2000	1800x2700	2700x3100	1200	3900
	1.6				1300	4050

## Description & features

KLEEMANN Marine solutions are ideal for vertical transportation of passengers and goods in private and commercial cruise ships, luxury yachts, ferries, cargo ships and offshore rigs. KLEEMANN offers tailored design options and flexible installation solutions that improve the operational functions and the overall environment of any vessel. Whether durable and reliable installations are required for the movement of heavy-duty freight in harsh environments, or the integration of sheer luxury and dependable functionality, KLEEMANN designs and creates the ideal solutions. Certified according to IACS requirements.



[www.kleemannlifts.com](http://www.kleemannlifts.com)

KLEEMANN has a worldwide presence in over 100 countries with local presence in key market points. It stands out for its product range, high quality and control standards, world class design and for its expertise in custom made solutions. Constantly monitoring the global market trends, the company continues to innovate, grow, develop, and improve while consistently remaining in tune with its global character.



**KLEEMANN**  
Your 1<sup>st</sup> Choice in Lifts

KLEEMANN HELLAS SA  
Kilkis Industrial Area  
P.O. BOX 25, Kilkis, 611 00 - Greece  
G.E.M.I. 14486435000

While every effort has been made to ensure the accuracy of the information in this brochure, KLEEMANN assumes no responsibility for omissions or typographical errors.

Copyright © KLEEMANN 2025

products-product\_range-en-20250416